













Flower Stitch Photo Tutorial












Note 1: Upon looking at the photos taken, it seems that number of chains done to make a dtr cluster may be incorrect. Please use this as a guide only to work up the flower stitch. The clusters can be any treble (triple, quadruple) you want. Just make sure that the number of chains correspond.

Note 2:

Starting Dtr Cluster= Ch 6, yo 4 times and work dtr to only 2 loops on hook (this includes the ch6 loop), then yo 4 times and work to only 3 loops on hook (to form the cluster)

Incomplete dtr Cluster: yo 4 times and work dtr till only 1 loop on hook, then yo 4 times and work till only 2 loops on hook, then yo 4 times and work till only 3 loops on hook on hook.

| | | | |
|---|--|---|---|
|  <p>1. Chain in multiples of 6</p> |  <p>2. Work one incomplete double treble (dtr) cluster into 6th chain from hook.</p> |  <p>3. Work another incomplete dtr cluster in the 6th ch of foundation ch</p> |  <p>4. Yo and pull yarn through all six loops on hook</p> |
|  <p>5. Ch 6 and yo 3 times</p> |  <p>6. Work another incomplete dtr into the loop that joined the first two clusters together.</p> |  <p>7. With 3 loops on hook, work another incomplete dtr cluster from the base of the second petal.</p> |  <p>8. It should look like this.</p> |
|  <p>9. With 6 loops on hook, insert hook in next 6th ch of foundation chain</p> |  <p>10. Create another incomplete dtr cluster in 6th chain of foundation chain</p> |  <p>11. Yarn over and pull through all 9 loops on hook.</p> |  <p>12. Create another incomplete dtr cluster by chaining 5 and 2 incomplete dtr into loop (see arrow)</p> |

| | | | |
|---|--|---|--|
|  |  |  |  |
| <p>13. With 3 loops on hook, yarn over 3 times and start another incomplete dtr cluster at base as shown by arrow</p> | <p>14. With 2 incomplete clusters, start another cluster, 6 chains away.</p> | <p>15. Repeat step 10</p> | <p>16. Repeat step 11</p> |
|  |  |  |  |
| <p>17. Repeat steps 5 -8 to end of foundation chain.</p> | <p>18. Turn work over and ch 6</p> | <p>19. Work 2 dtr to form cluster and yo and pull through.</p> | <p>20. Ch 6, work incomplete cluster to base of ch 6 (see arrow)</p> |
|  |  |  | <p>24. Continue working clusters in the manner shown here and enjoy this stitch.</p> |
| <p>21. With 3 loops on hook, yo 3 times to form another incomplete cluster where hook is in picture</p> | <p>22. Work an incomplete cluster in next loop</p> | <p>23. Work an incomplete cluster in next loop</p> | <p>24. Continue working clusters in the manner shown here and enjoy this stitch.</p> |